


南太武岩场指南

Rock Climbing in Nantaiwu



2014 Version

作者/By: **Steven & Andrew Hedesh**

南太武山

Nantaiwu Mountain



公告/Notice

请依靠自己的判断和经验来决定是否尝试攀登。

如果你不是一个有能力和有经验的登山者，你应该寻找一个合格的教练或岩者来指导或引领。

即使是经验丰富的登山者也可以受益于使用此线路指南。

Rely only on your own judgment and experience when deciding whether to attempt a climb.

If you are not a competent and experienced climber you should seek guidance from a qualified instructor or guide.

Even experienced climbers can benefit from the use of a guide.

作者不承担任何使用本指南所产生的责任。

使用这本书，即表示您接受为自己和那些可能会影响你的行为负全部责任，

如果你不想承担这个责任，请不要使用这本书去攀登。

The author accepts no liability whatsoever arising from the use of this guidebook.

Your use of this book indicates your acceptance of full responsibility and liability for yourself and to those who may be affected by your actions.

If you do not wish to accept this responsibility, don't use this book to go climbing.



简介/Introduction

南太武山位于福建省漳州龙海市港尾镇东南10余公里处，岩壁在山的北面，面对卓岐村，隔海与厦门岛、金门岛相望。风景美丽，登高望远，无敌海景尽收眼底。岩壁距离厦门市1小时的车程。是厦门地区最理想、最便捷的野外岩场。
Nantaiwu mountain is located in Gangwei, Longhai, Zhangzhou, Fujian Province. The rock is on the north of the mountain facing to the village Zhuoqi. There's a great view of beautiful sea and islands including Xiamen and Kimen on the top. It's the nearest and best climbing area in Xiamen just within 1 hour drive.

岩壁最高处200多米，正角度50-75度左右。属于典型的海岸花岗岩地貌，表面风化干净，大颗粒，摩擦力大。大部分为face面，并分布有裂缝，边角，疙瘩，岩洞等地形。大部分为slab的攀登风格。目前已经开发出24条单段线路，2条200米的多段结组线路，难度5.6-5.12(4-7a+?),未来将有更多的线路。最好的攀登季节是秋冬和初春，夏季岩壁暴晒，烈日下攀岩是件痛苦的事情。

The rock is granite with height of 200 meters and 50-75 degrees. It's clean with great friction. Most of the rocks are face with cracks, edges, knobs, dikes and other features. The climbs here are mostly slab. So far there's 24 single pitches and 2 multi-pitches routes with difficulty of 5.6-5.12 (5-7a+?). There will be more routes in the future. The best season is autumn, winter and beginning of Spring. The rock is in the sunshine whole day in summer. It's not a good idea climbing under the summer heat.

装备

目前开发的线路基本都是运动攀。以slab风格为主，因此一双宽松舒适的平底攀岩鞋更合适（穿太紧的竞技弓底鞋会很痛苦）。挂片最多的线路13个挂片+2个顶环，因此带15把快挂可以应付所有的线路。很多的单段线路高度都在35米，强烈建议带70米的动力绳攀爬，并且必须要在绳尾打上防脱结！以防绳子从保护器脱出。线路的顶部是2个挂片+2个不锈钢环，爬顶绳请用自己的装备做好保护站，切勿直接用顶环来爬顶绳，这样会加快顶环的磨损速度。顶环只能用作下降。

Gears

Most of the routes are sport climbing now. Routes are maximum with 13 bolts+anchor, 15 quickdraws will be enough. There are many single pitches with 35 meters high. We strongly recommend bringing a 70 meters rope and tying a stop knot at the end of the rope is a must! The anchors are for rappel only. If you want to top rope, please use your own gears to set up the anchor!



交通

1.最方便的是开车


A.厦漳跨海大桥全程1个小时。从厦门岛出发过海沧大桥，往海沧方向走马青路，沿马青路直行看到厦漳大桥的路标上桥，进入招银疏港高速公路，在港尾出口下高速，通行费单程30元。下了高速往厦大漳州校区方向，到达卓岐村口（又名卓崎村）。继续沿马路直行200米，第一个三岔路口往右，再走300米左右右边有个山路路口，把车停在路边。沿右边山路走到台阶（原来的山路已经被山洪冲毁，形成了沟壑，长满杂草）台阶直上可直接到达岩壁底部，大概30分钟。具体路线详见地图。

B.外地岩友走G15沈海高速。在漳州港互通下高速，驶入漳诏高速：

- 1) 沿漳诏高速公路行驶3.4公里，朝招商局开发区/浮宫/港尾方向，稍向右转上匝道
- 2) 沿匝道行驶430米，直行进入S208
- 3) 沿S208行驶12.1公里，右前方转弯进入环岛
- 4) 沿环岛行驶60米，在第2个出口右前方转弯进入S201
- 5) 沿S201行驶6.9公里，左转
- 6) 行驶450米，到达卓岐村(在道路左侧)

How to get there

1. The most convenient way is by car. It takes about 1 hour from Xiamen to Nantaiwu. Departing from Xiamen island to Haicang via Haicang bridge. Get on Maqing road directly to Longhai until you see the sign of Xiazhang bridge (厦漳跨海大桥). Get on the bridge and across the sea with toll RMB30. Get off at the exit of Gangwei (港尾), then follow the map to Zhuoqi Village (卓岐村). Drive 200 meters ahead and turn right at the first "Y" intersection. 300 meters more, you will see another "Y" intersection. Park the car on the roadside and follow the trail on right hand. It's about 30 minutes hike to the rocks.





2. 公交

可在厦门轮渡旅游码头（建设银行对面）乘坐快艇至漳州港，约15分钟，票价12元。早班6:30，末班21:30，每15分钟一班船。到达漳州港码头乘坐开往白塘方向的中巴，在卓岐村下，票价9元。也可以打的至卓岐村口，距离漳州港12.3公里，20分钟路程。然后再按照开车的路线到达岩壁。注意：回程最后一班到漳州港的班车经过卓岐村是16:20。

2.Public Transportation: It takes about 1 hour from Xiamen to Nantaiwu. Take the fast ferry from Xiamen tourist ferry (厦门旅游码头) to Zhangzhou port with fare RMB12 every 15 minutes from 6:30am to 9:30pm. Take the bus from the port to Baitang(白塘) with fare RMB9 and get off at the Zhuoqi Village(卓岐村), then hike to the rocks(See the way by car). Remember! The latest bus from Zhuoqi village back to Zhangzhou port is 16:20.

食宿

1.当日往返：请自备好当天的午餐和水，岩壁附近没有水源。一天结束后可以在山下的海鲜鱼排腐败一番。各类海鲜价格公道，新鲜美味，地道闽南口味。位置就在到卓岐村的海堤旁，详见地图。

2.多日攀爬：可在山脚下露营，山下有水源。如开车，也可以选择到漳州港的旅馆住宿。

Accommodation and food

1.One day: There's no water resource near the rocks. Please bring enough food and water. You may go to the restaurant (鱼排饭店) next to the sea dyke on the way to village Zhuoqi at the end of the climbing. The sea food is fresh with typical Minnan flavor. You can find it on the map.

2.More than one day: You may camp at the bottom of the mountain. There's a small creek on the way to the rocks. Or, you can stay in the hotels at night in Zhangzhou port if you driving a car.

特别注意

1.注意环保

为了保持干净的环境，请大家记得带走任何你带来的东西。这包括烟头和塑料袋碎片，还有果皮（因为降解的速度永远也赶不上扔垃圾的速度）一切请自行带回，让别人来清理垃圾是不对的！其次，如果你一定要在林子解手请埋掉你的排泄物。我想没有人可以接受我们岩场变成一个‘公共厕所’吧！

2.和当地人保持良好的关系

当地的民风淳朴，村民在山脚下种有果树，这是他们的收入来源，请不要随意采摘和破坏树木。请尊重当地的风俗习惯，做一个友好的到访者，如能在当地多消费是最好的。不要和当地人产生矛盾，共同维护好难得的攀岩场所。



Attention

1. Leave No Trace

As always please remember to pick up any and all items that you bring up with you. This includes cigarette butts and little pieces of plastic; everything must be brought back to town with you. It is just not right for others to clean for you! Also if you must shit in the forest, please bury your crap. Now that this area is becoming popular there are noticeable garbage forming in places, NOT acceptable.

2. Keep a good relationship with the locals

The locals are kind and nice. They have fruit trees at the bottom of the mountain and these are their income. Please don't pick the fruits or destroy the trees. Be a friendly visitor. Try to be as respectful as possible. It would be welcomed to spend your money there. Avoid any conflict with the locals to save the place of fun and rocks for everybody.

最后要感谢为岩壁开发付出努力的各位岩友。感谢Andrew特地来厦门和我们一起开线，你的热情感染了我们，让我们受益匪浅！感谢深圳宋钦借给我们的喜力得电锤TE-6A，对付花岗岩实在太给力了，又快又省力！感谢KAILAS凯乐石赞助的部分挂片。感谢以下岩友的慷慨捐助（阿涛/Ruby，黑熊，张张，游猪，阿宽，老由，好康，冷感，流氓村长，赵凯，甲虫，Andrew，草原雕）！

Finally, we would like to thank all the climbers who gave their efforts and supports to the developing project. Special thanks to Andrew Hedesh came specially for developing the area with us. We are impressed by your passion and hard work. We all learn a lot from you. Thanks to Song Qin from Shenzhen. With your Hilti TE-6A drill, we save a lot of work. It's a granite killer! Thanks to Kailas's bolts. Thanks to the donations and generosity of the following persons（阿涛/Ruby，黑熊，张张，游猪，阿宽，老由，好康，冷感，流氓村长，赵凯，甲虫，Andrew，草原雕）！

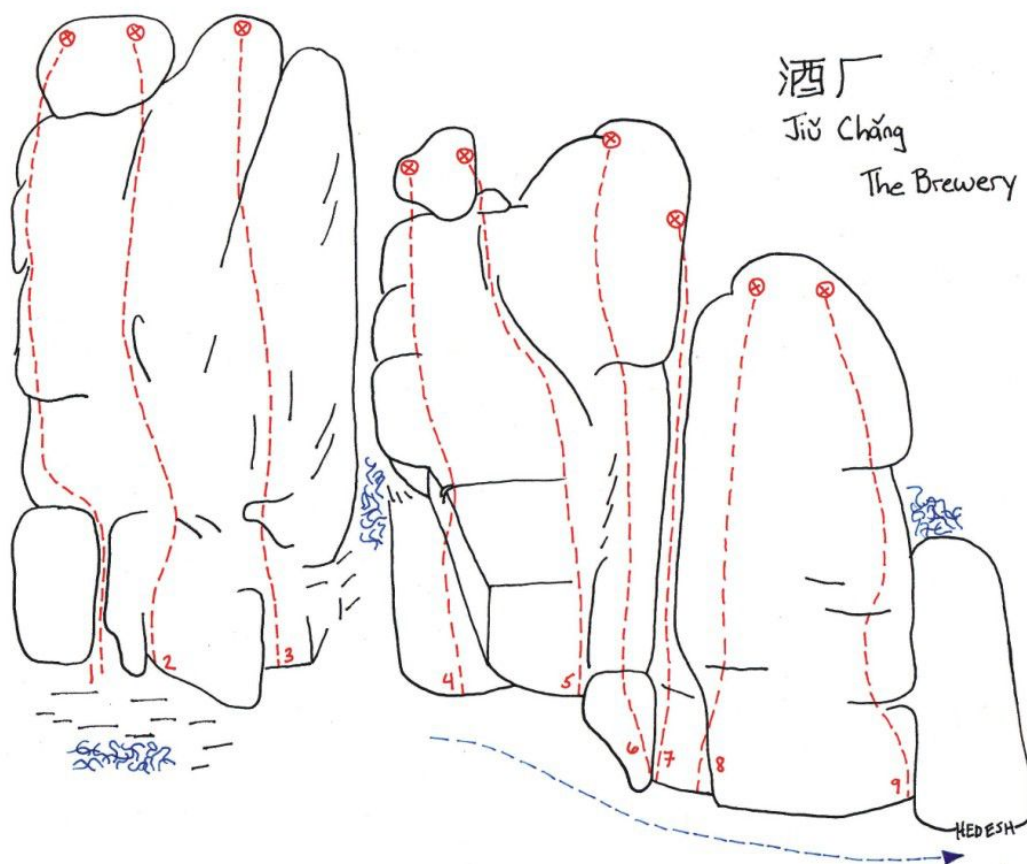
注意安全,快乐攀岩!
Safe climb & have fun!

Steven
Oct. 8, 2014
Email: stevenfj@hotmail.com QQ: 56696343




主要的岩壁共有5个 5 rocks in the area

1. 酒厂岩--高度20-30米左右，开发有9条单段线路。
Brewery--20-30 meters high, slab climbs, 9 single pitches.
2. 龟甲岩--高度12米左右，轻微仰角，可开发出13左右的难线，因表面布满龟甲状裂纹而得名。尚未开发。
Turtle Shell--12 meters high, small overhang, probably routes above 5.13, undeveloped.
3. 猴岩--高度200米左右，是整个南太武岩场的最高处，因高处有一块巨石形同石猴而得名。开发有2条slab风格结组线。
Monkey Rock--200 meters high, the highest rock in the area, 2 multi pitches routes.
4. 游乐场--高度35米，这是整个岩场最主要的岩壁。目前开发有15条单段线路，slab风格为主。
Playground--35 meters high, the main spot of the area, 15 single pitches, mostly slab climbs.
5. 巨石岩--高度100米，宽度100米。尚未开发，未来拥有巨大的开发潜力，slab风格为主。
Giant Stone--100 meter high, 100 meter wide, undeveloped, great potential for slab climbs.

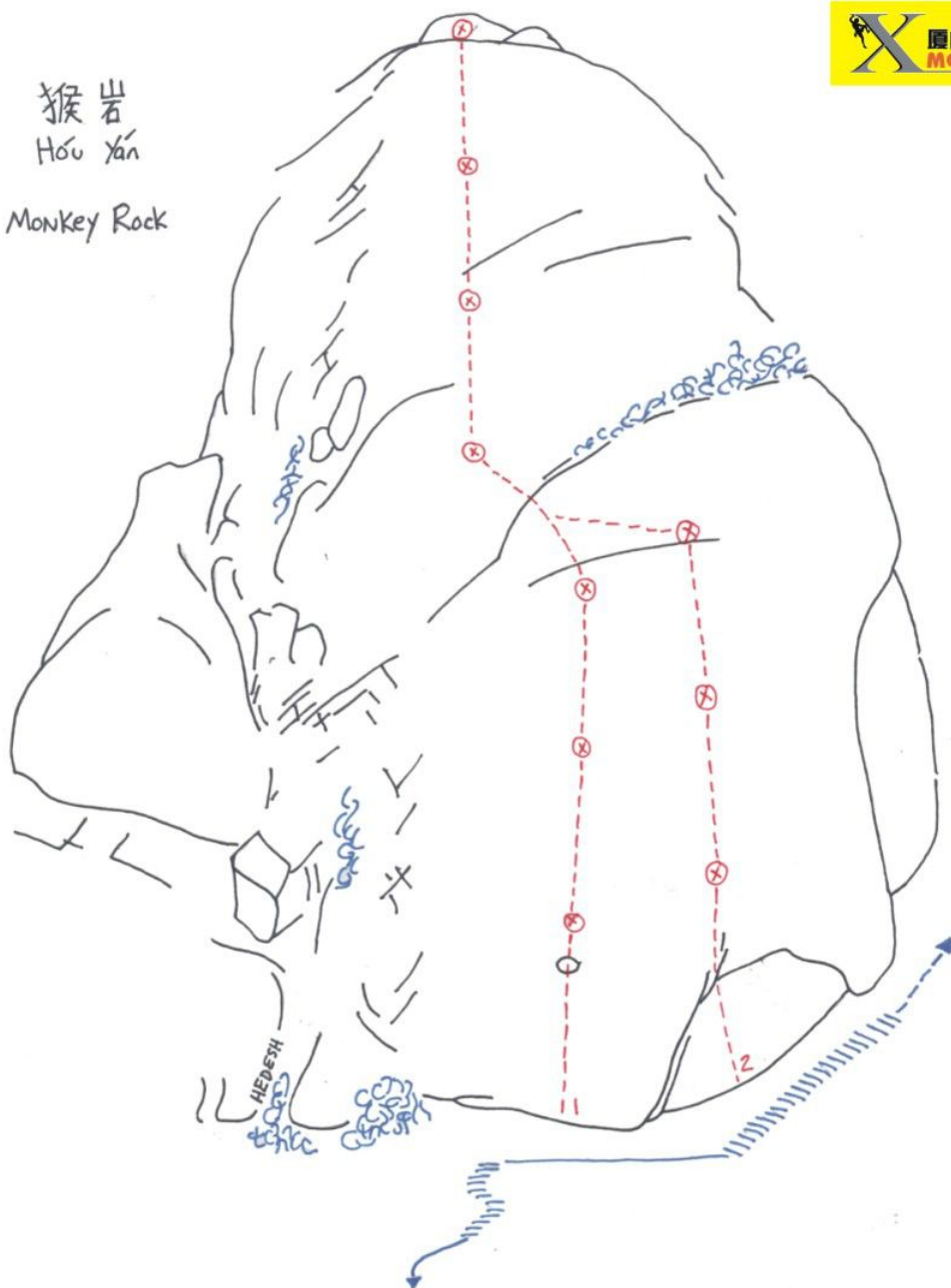


酒厂岩场入口 The trail to the Brewery



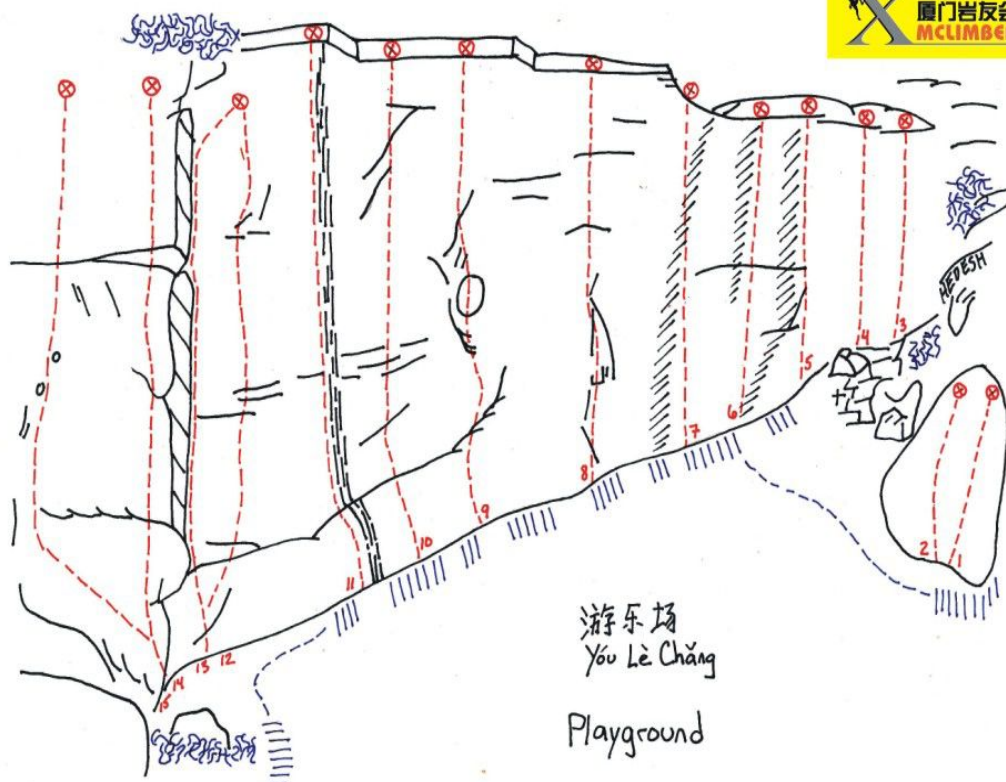
	岩场/Location	线路名/Route Name	难度/Grade	长度/Length	挂片/Bolts	首攀者/FA	日期/Date	开线者/Equipper	日期/Date
1	酒厂/The Brewery	???	???	25 m	8+2			大方	21-Feb-14
2	酒厂/The Brewery	Zhu Ye Qiang/竹叶青	5.11?	25 m	9+2			Steven	21-Feb-14
3	酒厂/The Brewery	???	???	25 m	10+2			Andrew	23-Feb-14
4	酒厂/The Brewery	Jian Nan Chun/剑南春	5.10c?	18 m	6+2	SWE	15-Mar-14	Steven	23-Feb-14
5	酒厂/The Brewery	Da miao Mi Jiu/大庙米酒	5.9/5+	18 m	7+2	戴雨笛	23-Feb-14	Andrew	23-Feb-14
6	酒厂/The Brewery	???	5.12?	20 m	7+2			Andrew	09-Mar-14
7	酒厂/The Brewery	Chen Gang Jiu/沉缸酒	5.7/4+	15 m	4+2	黑熊	14-Apr-14	Steven & Andrew	15-Mar-14
8	酒厂/The Brewery	???	5.12?	15 m	6+2			Steven	09-Mar-14
9	酒厂/The Brewery	???	5.12?	15 m	6+2			Steven	15-Mar-14

猴岩
Hóu Yán
Monkey Rock



注意:请务必用60米以上的绳子攀登,绳尾务必打防脱结!
Attention: Please climb with ropes at least 60 meters
and stop knots at the end of the ropes are a must!

岩场/Location	线路名/Route Name	难度/Grade	长度/Length	挂片/Bolts	首攀者/FA	日期/Date	开线者/Equipper	日期/Date
1 猴岩/Monkey Rock	Monkey King/猴王 P1	5.9/5+	28 m	9+2	Steven	07-Dec-13	大万	07-Apr-13
1 猴岩/Monkey Rock	Monkey King/猴王 P2	5.8/5	30 m	9+2	张张	07-Dec-13	大万	13-Apr-13
1 猴岩/Monkey Rock	Monkey King/猴王 P3	5.8/5	30 m	8+2	Steven	07-Dec-13	Steven	13-Apr-13
1 猴岩/Monkey Rock	Monkey King/猴王 P4	5.8/5	25 m	9+2	张张	07-Dec-13	Andrew	23-Mar-13
1 猴岩/Monkey Rock	Monkey King/猴王 P5	5.7/4+	28 m	7+2	Steven	07-Dec-13	Steven & Andrew	23-Mar-13
1 猴岩/Monkey Rock	Monkey King/猴王 P6	5.7/4+	28 m	6+2	张张	07-Dec-13	Steven & Andrew	23-Mar-13
1 猴岩/Monkey Rock	Monkey King/猴王 P7	5.6/4	25 m	4+2	Steven	07-Dec-13	Steven & Andrew	07-Apr-13
2 猴岩/Monkey Rock	Eagle/雄鹰 P1	5.10a/5+	28 m	12+2	Steven	13-Apr-13	Andrew	17-Mar-13
2 猴岩/Monkey Rock	Eagle/雄鹰 P2	5.10b/6a	30 m	12+2	大万	13-Apr-13	Steven & Andrew	10-Mar-13
2 猴岩/Monkey Rock	Eagle/雄鹰 P3	5.9/5+	27 m	10+2	Steven	13-Apr-13	Steven	17-Mar-13



注意:线路9-15请务必用70米以上的绳子攀登,绳尾务必打防脱结!

Attention: Route9-15, please climb with ropes at least 70 meters and stop knobs at the end of the ropes are a must!

岩场/Location	线路名/Route Name	难度/Grade	长度/Length	挂片/Bolts	首攀者/FA	日期/Date	开线者/Equipper	日期/Date
1 游乐场/Playground	Little Girl/丫丫	5.7/4+	20 m	6+2	张张	10-Mar-13	Steven	10-Mar-13
2 游乐场/Playground	Visibility/能见度	5.7/4+	18 m	6+	草原雕	13-Jun-13	Steven	29-Apr-13
3 游乐场/Playground	Buddy/好朋友	5.10c/6a+	10 m	5+2	Steven	11-Jan-14	Steven	29-Apr-13
4 游乐场/Playground	Black Nail/黑指甲	5.10c/6a+	12 m	6+2	Steven	01-Dec-13	Steven	29-Apr-13
5 游乐场/Playground	Blast Off/发射	5.10a/5+	14 m	7+2	Andrew	20-Feb-13	Andrew	18-Feb-13
6 游乐场/Playground	Shoe Killer/磨鞋机	5.11a/6b+	16 m	8+2	Steven	22-Feb-13	Steven	18-Feb-13
7 游乐场/Playground	Good Luck/好运气	5.11a/6b+	19 m	11+2	大万	22-Feb-13	大万	18-Feb-13
8 游乐场/Playground	Knockout/击倒	5.11c-d/7a	25 m	10+2			Andrew	22-Feb-13
9 游乐场/Playground	Ruby/红宝石	5.10b/6a	35 m	12+2	阿涛	23-Feb-13	大万 & Andrew	23-Feb-13
10 游乐场/Playground	Xiamen Style/厦门风格	5.11b/6c	35 m	12+2			大万 & Andrew	23-Feb-13
11 游乐场/Playground	18 Creeks/十八溪	5.9/5+	35 m	12+2	阿涛	23-Feb-13	Steven	22-Feb-13
12 游乐场/Playground	Centipede/千足虫	5.10b/6a	32 m	13+2	Andrew	03-Mar-13	Andrew	03-Mar-13
13 游乐场/Playground	Chuan Tong Xue Xi/传统学习	5.9?/5+?	32 m	0	Andrew	Mar-2014	Andrew	03-Mar-13
14 游乐场/Playground	???	5.11a/6b+?	32 m	10+2			Andrew	05-Apr-14
15 游乐场/Playground	Sunny Day/艳阳天	5.10c/6a+?	32 m	10+2			Steven	05-Apr-14

